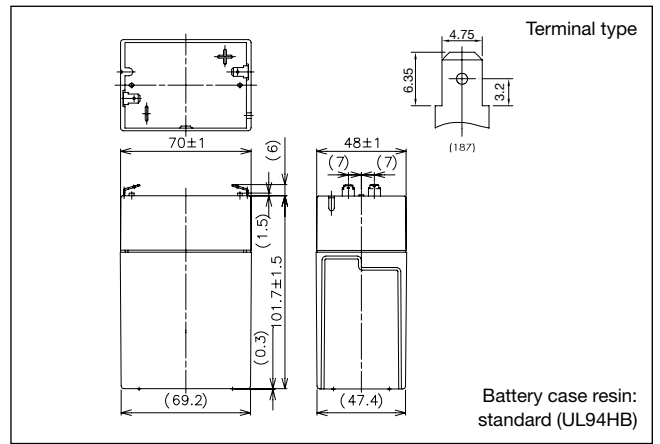


LC-R064R5P

For main and standby power supplies.
Expected trickle design life: 6 – 9 years at 20 °C according to Eurobat.



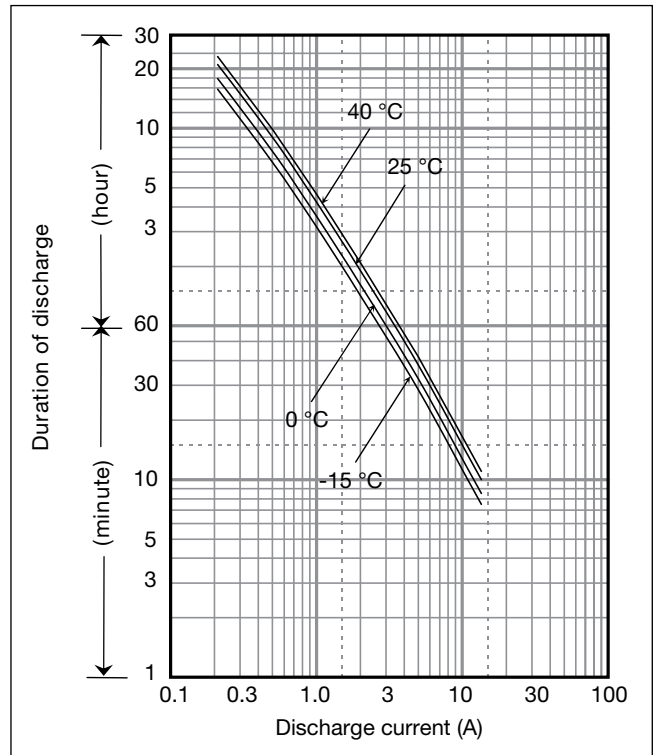
Dimensions (mm)



Specifications

Nominal voltage	6 V	
Nominal capacity (20 hour rate)	4.5 Ah	
Dimensions	Length	70 mm
	Width	48 mm
	Height	102 mm
	Total Height	108 mm
Approx. mass	0.72 kg	
Terminal	Faston 187	

Duration of discharge vs Discharge current



Characteristics

Capacity (25 °C)	20 hour rate	4.5 Ah
	10 hour rate	4.0 Ah
	5 hour rate	3.6 Ah
	1 hour rate	2.8 Ah
Internal resistance	Fully charged battery (25 °C)	20 mΩ
Temperature dependency of capacity (20 hour rate)	40 °C	102 %
	25 °C	100 %
	0 °C	85 %
	-15 °C	65 %
Self discharge (25 °C)	After 3 months	91 %
	After 6 months	82 %
	After 12 months	64 %

Watt Table

(Wattage/Battery)

Cut-off V	3min	5min	10min	15min	20min	30min	45min	1h	1.5h	2h	3h	4h	5h	6h	10h	20h	24h
4.8V	135	107	69.7	53.2	44.6	33.3	23.5	18.8	12.9	9.99	7.44	5.71	4.72	3.79	2.51	1.36	1.136
4.95V	125	100	68.3	52.8	43.9	32.9	23.3	18.8	12.7	9.92	7.40	5.68	4.68	3.78	2.50	1.36	1.133
5.1V	116	94	66.5	51.8	43.1	32.5	23.1	18.4	12.4	9.66	7.33	5.64	4.64	3.75	2.48	1.35	1.129
5.25V	103	84	61.6	48.2	41.0	31.8	22.7	18.0	12.1	9.32	7.21	5.60	4.60	3.70	2.46	1.35	1.125
5.4V	87	74	55.0	44.9	39.9	30.7	22.4	17.7	11.8	8.88	7.07	5.53	4.49	3.64	2.44	1.34	1.118

Ampere Table

(Ampere/Battery)

Cut-off V	3min	5min	10min	15min	20min	30min	45min	1h	1.5h	2h	3h	4h	5h	6h	10h	20h	24h
4.8V	24.3	19.13	12.44	9.25	7.69	5.69	4.00	3.19	2.19	1.69	1.25	0.956	0.788	0.633	0.419	0.227	0.189
4.95V	22.6	17.94	12.19	9.19	7.56	5.63	3.98	3.19	2.14	1.68	1.24	0.950	0.781	0.630	0.417	0.226	0.189
5.1V	20.8	16.81	11.88	9.00	7.44	5.56	3.94	3.13	2.10	1.63	1.23	0.944	0.775	0.625	0.413	0.226	0.188
5.25V	18.5	15.06	11.00	8.38	7.06	5.44	3.88	3.06	2.06	1.58	1.21	0.938	0.769	0.618	0.411	0.225	0.188
5.4V	15.6	13.31	9.81	7.81	6.88	5.25	3.81	3.00	2.00	1.50	1.19	0.925	0.750	0.608	0.406	0.224	0.186

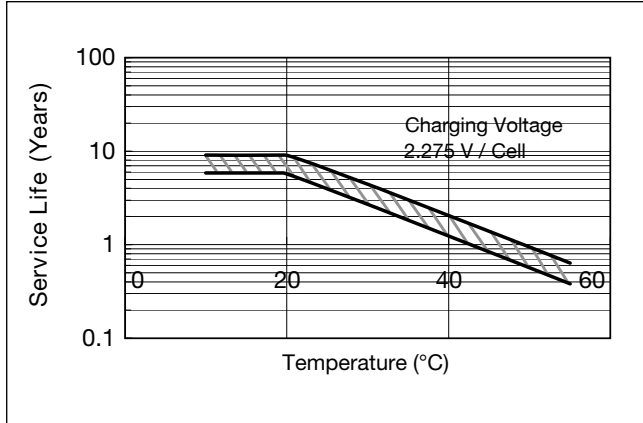
Charging Method

Trickle use Control voltage: 6.8 - 6.9 V; Initial current: 0.675 A or smaller

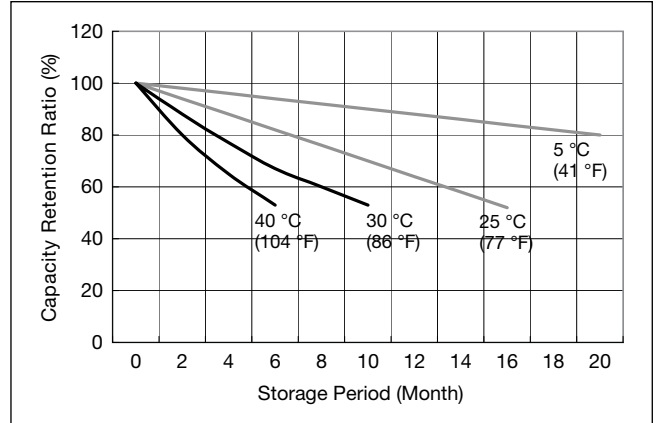
Cut off voltage

Discharge current	0.225 A - 0.9 A	0.9 A - 2.25 A	2.25 A - 4.5 A	4.5 A - 9 A	9 A - 13.5 A
Cut off voltage (V)	5.25	5.1	4.95	4.65	4.35

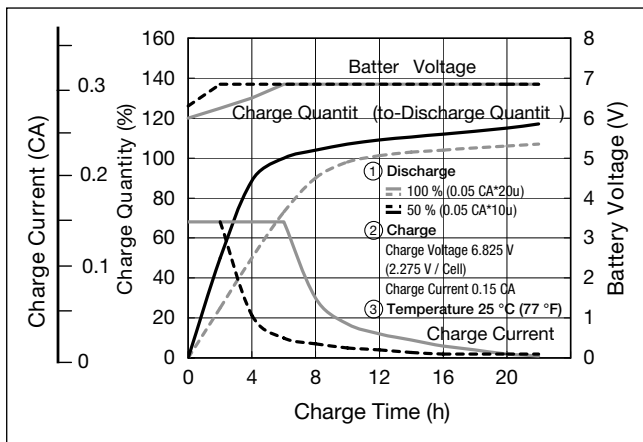
Influence of Temperature on Trickle life



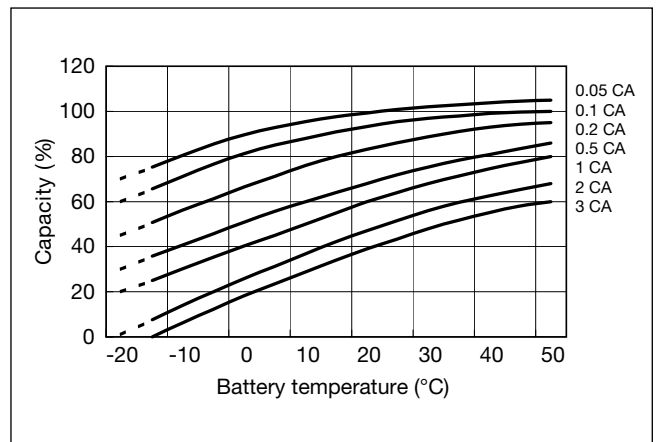
Residual capacity vs storage period



Constant-voltage and constant-current charge characteristics for Trickle use



Discharge capacity by temperature and by discharge current



Discharge characteristics

